







Prévisions à court terme

Moyennes de la station

	 °C	 %	 hPa	 km/h	 mm/h	 °C
22 Mai	22.2 / 11.7	74.5	1016.1	2.5	1.7	22.1 / 11.7
23 Mai	17.6 / 12.6	77.2	1018.0	3.2	6.4	17.1 / 12.5
24 Mai	19.1 / 10.4	76.0	1019.2	3.2	1.0	18.2 / 10.2
25 Mai	20.7 / 7.9	69.5	1021.8	3.3	0.0	19.9 / 7.0
26 Mai	23.5 / 10.1	67.1	1022.8	3.0	0.0	23.0 / 9.5
27 Mai	22.3 / 11.1	72.0	1022.5	3.0	3.6	22.0 / 11.0
28 Mai	23.8 / 10.7	68.0	1020.0	3.8	0.6	23.0 / 10.4
29 Mai	22.9 / 10.2	67.0	1016.6	2.9	0.0	22.1 / 9.8
30 Mai	22.5 / 10.5	67.1	1015.2	2.4	1.7	21.8 / 10.2

Extrêmes de la station

	 °C	 %	 hPa	 km/h	 km/h	 mm/h	 °C
22 Mai	31.2 2020	96.0 2020, 2021	1024.4 2020	24.1 2021	33.8 2025	9.0 2025	33.0 2022
	7.7 2021	32.0 2020	1010.1 2022	-	-	-	7.0 2021, 2025
23 Mai	26.4 2022	97.0 2020	1032.8 2020	25.7 2022	30.0 2020	16.4 2020	27.5 2020
	5.9 2025	38.0 2021	1007.3 2022	-	-	-	4.7 2025
24 Mai	21.4 2020	100.0 2020	1032.7 2020	24.1 2021	29.0 2021	5.0 2024	20.6 2020
	6.4 2020	43.0 2020	1010.5 2022	-	-	-	5.4 2020
25 Mai	23.8 2020	98.0 2020	1031.1 2020	24.1 2022	29.0 2022	0.0 > 3 cas	24.5 2020
	5.1 2021	38.0 2021	1014.8 2022	-	-	-	3.2 2021
26 Mai	25.3 2020, 2024	98.0 2020	1029.8 2020	22.5 2022	30.6 2022	0.0 > 3 cas	25.9 2023
	5.7 2021	35.0 2021	1016.7 2021	-	-	-	3.8 2021
27 Mai	27.3 2023	96.0 2020	1030.6 2020	22.5 2022	29.0 2022	17.8 2024	29.5 2023
	7.7 2020	35.0 2020	1016.8 2023	-	-	-	6.8 2020
28 Mai	27.1 2023	95.6 2024	1029.0 2020	25.7 2022	37.0 2022	2.8 2023	28.8 2023
	7.4 2021	38.0 2021	1013.2 2023	-	-	-	6.5 2021
29 Mai	25.7 2020	95.0 2020	1021.8 2020	22.5 2021, 2022	30.6 2021, 2022	0.0 > 3 cas	26.6 2023
	7.2 2022	34.0 2020	1009.5 2022	-	-	-	5.7 2022
30 Mai	26.2 2020	93.0 2021	1020.6 2021	16.1 2024	40.2 2024	8.4 2024	26.5 2020
	7.3 2022	33.0 2020	1009.4 2022	-	-	-	5.4 2022

Almanach

